

Information

User information in accordance with RAL-UZ 171 "Blue Angel" for Panasonic KX-MB2515EU / KX-MB2545EU / KX-MB2575EU / DP-MB310EU / DP-MB311EU

General information

There is growing interest in the environmental impact of products. To enable consumers to make choices, labels such as "Blue Angel" can assist. The label can only be applied to environmentally sound products and services. It is only awarded after a rigorous certification process by the RAL Institute in Germany. The Panasonic Multi Function Devices **KX-MB2515EU / KX-MB2545EU / KX-MB2575EU / DP-MB310EU / DP-MB311EU** were awarded with the Blue Angel (RAL-UZ 171) mark and do meet all of the requirements of the award criteria mark.

For further information about "Blue Angel", please refer to the webpage <http://www.blauer-engel.de>

DESCRIPTION OF DIFFERENCES

| | | KX-MB2515EU | KX-MB2545EU | KX-MB2575EU | DP-MB310EU | DP-MB311EU |
|---------------------------|---------------------------------|--|-------------|-------------|----------------------------|------------|
| Fax features | Fax | — | ● | ● | ● | ● |
| | One-touch dial | — | — | — | ● | ● |
| Network features | Wired LAN (10Base-T/100Base-TX) | ● | ● | ● | ● | ● |
| | Wired LAN (1000Base-T) | — | — | — | — | ● |
| | Wireless LAN | — | — | ● | — | ● |
| Approximate yield (pages) | Toner cartridge/Initial | 2,000 pages * | | | 3,000 pages * | |
| | Toner cartridge/Replacement | KX-FAT420X (1,500 pages *) KX-FAT430X (3,000 pages *) KX-FAT431X (6,000 pages *) | | | DQ-TCC008X (8,000 pages *) | |

* Declared yield value is in accordance with ISO/IEC 19752.

Actual yields may vary based on images printed and other factors.

Equipment setup

Place the unit securely on a stable, level surface. For other conditions, please refer to the manual/guide (Important Information Guide - For your safety).

Repairs

Panasonic guarantees the supply of repair parts for seven years from the end of production. Please contact your Panasonic Dealer for details.

Maintenance

Any service work may only be carried out by trained personnel. For information on cleaning/maintenance, refer to the manual/guide (Operating Instructions - Cleaning).

Batteries

This machine does not contain any user-replaceable batteries. Please refer to the manual/guide (Important Information Guide - Information for Users on Collection and Disposal of Old Equipment and Used Batteries) when you dispose the old machine or battery.

Substance Emissions

The award of the "Blue Angel" mark only applies when Panasonic toner cartridges are used. Original Panasonic toner cartridges fulfil the requirements for the "Blue Angel" mark. Be sure to use the machine in a well ventilated area (particularly the first few days after installation).

Recycled paper

This unit can use recycled paper that is produced in accordance with European Standard EN12281:2002.

Duplex (Double-sided) printing

This machine is equipped with a function for duplex printing. For further details, please refer to the manual/guide (Operating Instructions - Duplex printing).

Product take-back

At Panasonic we continue to advocate the sustainable and environmentally sound management of electronic products at the end of their life. We firmly believe it is our societal obligation to develop an environmentally conscious system to recycle our end of life products. The collection and recycling process varies from country to country and is organized individually or by producer compliance schemes. If you are a customer looking for information about how and where to recycle this unit, please contact Panasonic. Further information about recycling and the details of Panasonic's affiliated WEEE recycling schemes by country can be found on the website below.

<http://www.panasonic.com/global/corporate/sustainability/eco/resource/recovery/details.html>

Toner cartridge and drum cartridge take-back schemes

We offer a free recycling programme for original Panasonic toner cartridges and drum cartridge, by sending your used cartridges back to us, you can be sure they will be recycled responsibly. For details of the return scheme, please refer to the webpage and select your country.

<http://business.panasonic.co.uk/communication-solutions/products-and-accessories/all-in-one-printers-and-fax>

Noise Emissions

Guaranteed noise level L_{wad}

KX-MB2515EU / KX-MB2545EU / KX-MB2575EU / DP-MB310EU

66.7dB(A) ---mono printing

DP-MB311EU

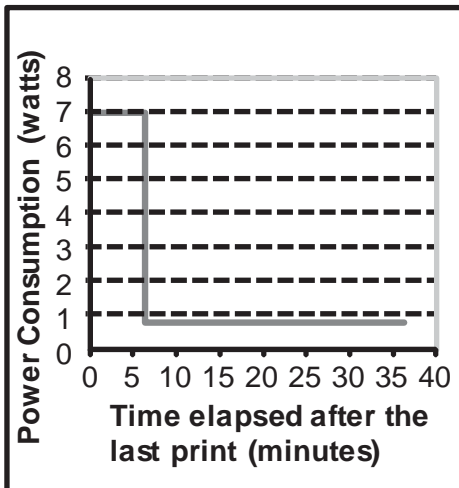
68.6dB(A) ---mono printing

Office equipment with a sound power level L_{WAd} >63 dB is not suitable for use in rooms used mainly for office work.

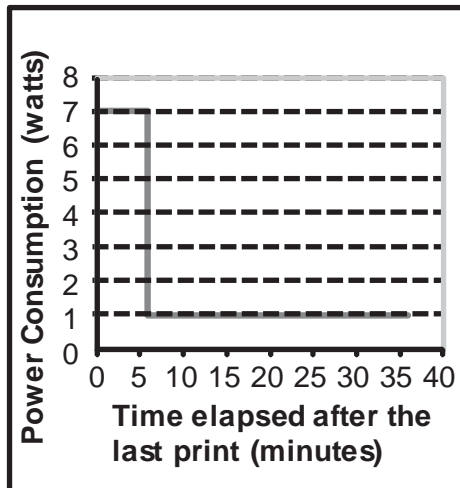
We recommend installing this unit in a separate room due to high noise emission.

Information on the KX-MB2515EU / KX-MB2545EU / KX-MB2575EU / DP-MB310EU / DP-MB311EU

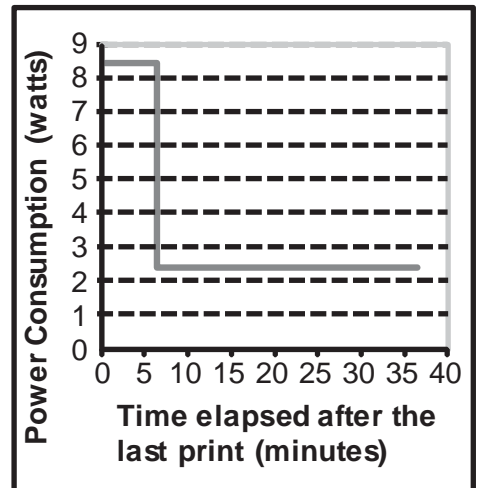
Power consumption and time elapsed after the last print of KX-MB2515EU



Power consumption and time elapsed after the last print of KX-MB2545EU / KX-MB2575EU / DP-MB310EU



Power consumption and time elapsed after the last print of DP-MB311EU



The electric power consumption of a device depends both on its characteristics and on the way you use it. KX-MB2515EU / KX-MB2545EU / KX-MB2575EU / DP-MB310EU / DP-MB311EU is designed and pre-set so that you can save electricity costs. The device switches to "Ready" mode after the last print. From there, the unit can immediately start printing again if required. If not required, the unit switches to an electric power saving mode in two steps after a certain time, which is called activation time. In these modes ("Power save" and "Sleep"), the unit consumes less power (watts). The unit will take some more time to print again from an electric power saving mode than from "Ready" mode. This delay is called "Return time", and is quite long for some devices. The KX-MB2515EU / KX-MB2545EU / KX-MB2575EU / DP-MB310EU / DP-MB311EU, however, meets the stringent "Blue Angel" requirements for recovery time (<http://www.blauer-engel.de>).


For example, the KX-MB2515EU needs only 3.5 seconds to return from "Power save" mode to "Ready" mode for printing. This is only a short moment for you but it will help save electricity costs and hence operating costs if the unit is pausing.

The device is designed in such a way that switching it on and off up to twice a day to plug-in off mode will not cause damage.

You will find the individual values for power consumption as well as of activation and return times in the table below. The values stated there are pre-set when the unit is delivered. The unit meets the "Blue Angel" requirements with these values.

Overview of the operation modes of KX-MB2515EU / KX-MB2545EU / KX-MB2575EU / DP-MB310EU / DP-MB311EU and their values

Printing speed for A4 sized pages (continuous printing): 30 ppm

| Symbol on the Switch/Button | Operation Mode | Power Consumption *1 (watts) | | | Activation Time *2 (minutes) | Return Time *3 (seconds) | | |
|--|---|------------------------------|---|------------|------------------------------|--------------------------|--|------------|
| | | KX-MB2515EU *4 | KX-MB2545EU *4 KX-MB2575EU *5 DP-MB310EU *4 | DP-MB311EU | | KX-MB2515EU | KX-MB2545EU KX-MB2575EU DP-MB310EU | DP-MB311EU |
| | Highest possible power consumption: at switch on | 1,000 | 1,000 | 1,000 | | | | |
| | Printing (continuous operation at 30 pages/minute) monochrome | 459 | 441 | 480 | | | | |
| | Ready | 7.0 | 7.0 | 8.4 | 0 | | | |
| | Power save | 7.0 | 7.0 | 8.4 | 1 (1-45) | 3.5 | 2.1 | 5.0 |
| | Sleep | 0.8 | 1.0 | 2.3 | 6 (6-50) | 12.8 | 9.8 | 9.1 |
|  | Power plug connected and device switched off | 0.1 | 0.1 | 0.1 | Switch actuation | 12.4 | 23.5 | 32.7 |
| | Switched off | 0.0 | 0.0 | 0.0 | Power plug removed | — | — | — |

*1 Averaged values, measured without accessories.

*2 Activation time is the time that elapses after the end of the printing process until the unit enters the mode. The figures in brackets indicate the range within which you can adjust the Activation time.

*3 Return time is the amount of time it takes to return to Ready mode for print.

*4 The values are also valid if the device is connected to a data network (IEEE802.3az standard).

*5 The values are also valid if the device will be operated on a wired data network (IEEE802.3az standard).

Energy consumption of KX-MB2515EU / KX-MB2545EU / KX-MB2575EU / DP-MB310EU / DP-MB311EU

Energy consumption of KX-MB2515EU in the standard cycle of use according to Energy Star version 1.1 is 1.564 kWh/week. Energy consumption of KX-MB2545EU / KX-MB2575EU / DP-MB310EU in the standard cycle of use according to Energy Star version 1.1 is 1.601 kWh/week. Energy consumption of DP-MB311EU in the standard cycle of use according to Energy Star version 1.1 is 1.861 kWh/week. This value was measured with the above mentioned settings (delivery status).

Regarding the electric power save and sleep modes, you can partly change their activation times. If the activation time is reduced, the unit switches to power save and sleep modes quicker, which has the effect of reducing the energy usage, and also saves electricity costs. If you, however, want to extend the activation time, please consider that the unit will switch to the power save and sleep modes later. Consequently, it remains in a mode of higher power consumption longer and thus consumes more electricity.

Furthermore, it might no longer meet the maximum current value for Blue Angel. We recommend not extending the activation time.

The KX-MB2515EU / KX-MB2545EU / KX-MB2575EU / DP-MB310EU / DP-MB311EU will always use some electric power while connected to the AC mains. For zero power consumption, the unit should be unplugged from the AC mains.

Toner information

The toner cartridge must be sealed so that toner will not leak during storage and transportation.

Avoid ingestion, inhalation, and eye or skin contact. For treatment in such cases, refer to the manual/guide (Important Information Guide - For your safety).

Toner modules and containers must be sealed so as to prevent toner from escaping during storage and transport.

Toner modules must not be opened forcibly. If toner leaks due to improper handling, avoid ingestion, inhalation, and eye or skin contact.

For treatment in such cases, refer to the manual/guide (Important Information Guide - For your safety).

Toner modules must not be accessible to children.